

# Regional Utility Survey

Des Moines, Henry, Lee & Louisa Counties

May 2011



Southeast Iowa Regional Planning Commission  
211 N. Gear Ave. Ste. 100; West Burlington, IA 52655  
p: (319) 753-5107 | f: (319) 754-4763 | [www.seirpc.com](http://www.seirpc.com)  
[www.facebook.com/SEIRPC](http://www.facebook.com/SEIRPC)

## Table of Contents

Introduction & Background .....	1
Map of Region .....	1
Regional Utility Comparisons .....	2
Community Utility Profiles .....	10
City of Burlington .....	10
City of Columbus Junction .....	11
City of Danville .....	12
Des Moines County .....	13
City of Fort Madison .....	14
City of Franklin .....	15
City of Grandview .....	16
City of Hillsboro .....	17
City of Houghton .....	18
City of Keokuk .....	19
Lee County .....	20
City of Letts .....	21
Louisa County .....	22
City of Mediapolis .....	23
City of Montrose .....	24
City of Morning Sun .....	25
City of Mount Pleasant .....	26
City of New London .....	27
City of Olds .....	28
City of Saint Paul .....	29
City of Wayland .....	30
City of West Burlington .....	31
City of West Point .....	32
City of Westwood .....	33
City of Winfield .....	34

## Introduction & Background

During December 2010 and January 2011, the Southeast Iowa Regional Planning Commission conducted a region wide survey regarding the water, sewer, solid waste, gas, electric, telephone, cable, internet and bond and debt information. A survey was sent to all communities and non-incorporated jurisdictions in Des Moines, Henry, Lee and Louisa Counties as well as the counties themselves. Participation from the communities and counties decreased from last year which makes it difficult to provide consistent analysis. SEIRPC will continue to update this survey on an annual basis and highly encourages all entities to participate.

The survey was conducted to update and provide information for a regional comparison of the utilities provided throughout the southeast Iowa region. Enclosed are the detailed results of this survey. This document will be a great asset for City and County entities, as well as a valuable tool for economic development officials.

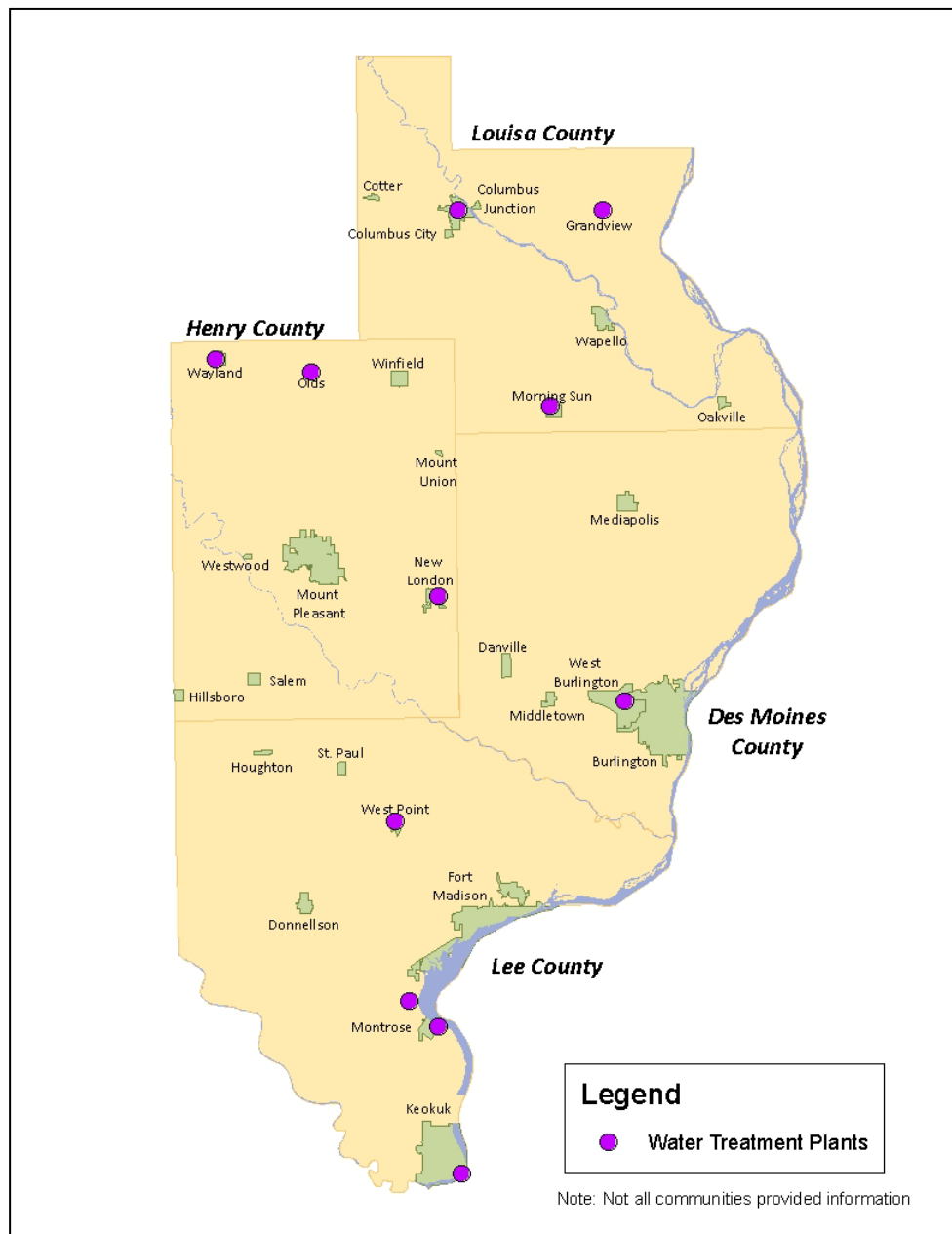
In addition, we welcome any ideas to help improve the survey and document. We look forward to working with you and we are hopeful that this document will assist you in the future. You may contact Madeline Emmerson, Regional Planner at [memmerson@seirpc.com](mailto:memmerson@seirpc.com) or by phone at (319) 753-4321.



## Regional Comparisons

### Water

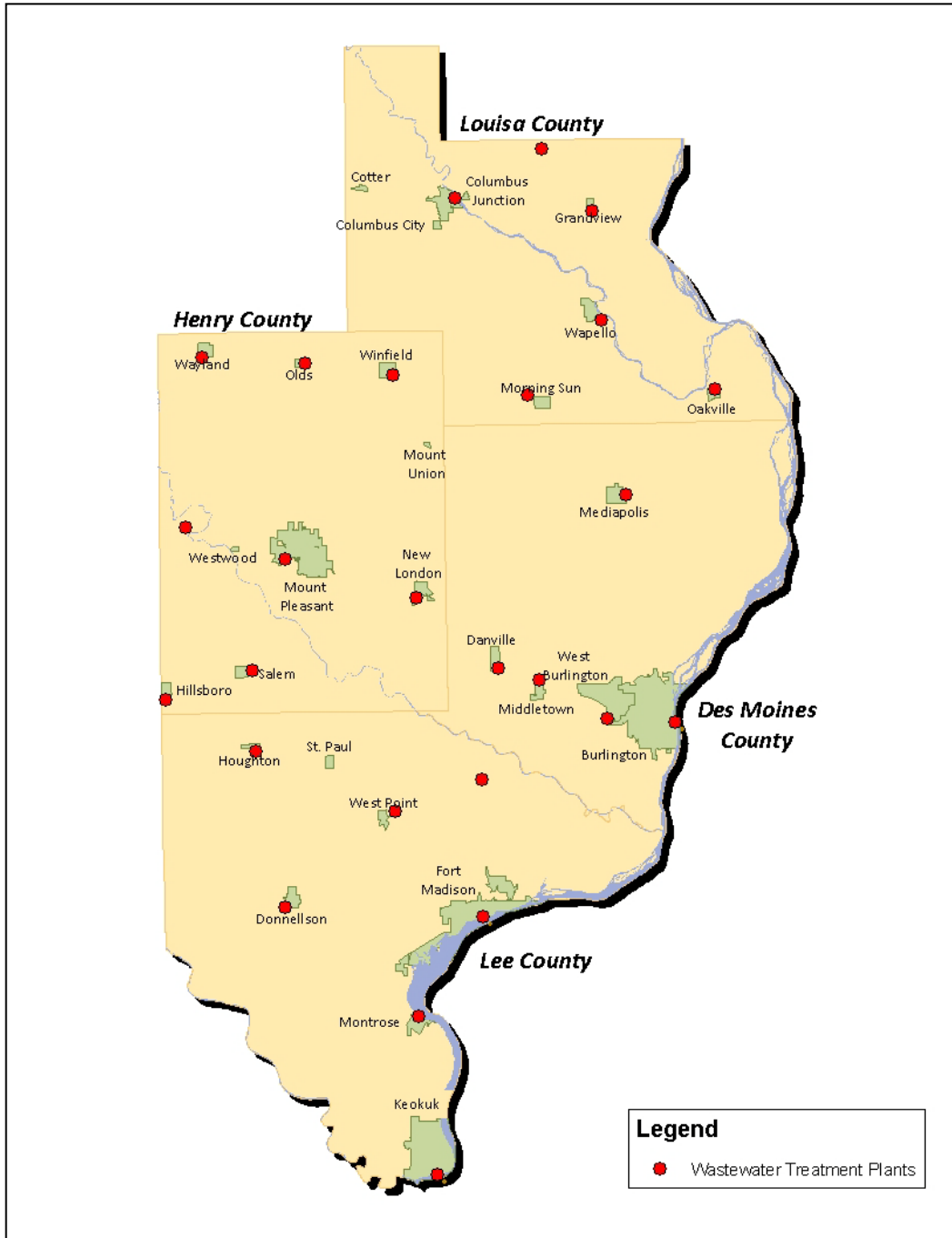
From the information collected, fifteen entities were able to be compared to their previous year's costs for water rates. Eight of the communities maintained the same rates from the previous year, six entities raised their prices anywhere from \$0.23 to \$5.28 including one community that completely restructured their fee schedules and one community's rates went down by \$0.95.



	Population	Water Minimum	Use (gallons/month)				Average Monthly Bill
			3,000	5,000	10,000	100,000	
<b>Burlington</b>	25,663	\$11.68*					\$13.02*
<b>Columbus City</b>	391	Information Not Provided					
<b>Columbus Junction</b>	1,899	\$12.00	\$15.75	\$23.25	\$42.00	\$379.50	\$20.00*
<b>Danville</b>	934	\$6.20	\$18.60	\$31.00	\$62.00	\$620.00	\$27.50
<b>Des Moines County</b>	40,325	Private Wells					
<b>Donnellson</b>	912	\$12.10*	\$16.60*	\$24.54*	\$41.74*	\$244.34*	\$21.09*
<b>Fort Madison</b>	11,051	\$9.44	\$24.29	\$34.19	\$58.94	\$415.54	\$33.94
<b>Franklin</b>	143	\$23.00*					\$23.00*
<b>Grandview</b>	556	\$7.00	\$16.66	\$23.10	\$39.20	\$329.00	\$18.00
<b>Henry County</b>	20,145	Information Not Provided					
<b>Hillsboro</b>	180	\$0.00	\$30.00	\$50.00	\$100.00	\$1,000.00	\$30.00
<b>Houghton</b>	146	\$23.00	\$34.50	\$57.50	\$115.00	\$1,150.00	\$52.08*
<b>Keokuk</b>	10,780	\$13.56					\$24.18
<b>Lee County</b>	35,862	\$23.00					\$47.35
<b>Letts</b>	384	Information Not Provided					
<b>Louisa County</b>	11,387	Private Wells					
<b>Mediapolis</b>	1,560	\$10.10	\$22.98	\$35.86	\$68.06	\$647.66	\$26.20
<b>Middletown</b>	318	\$0.00*	\$12.51*	\$20.85*	\$41.70*	\$417.00*	\$18.00*
<b>Montrose</b>	898	\$29.45	\$36.95	\$44.45	\$63.20	\$400.70	\$50.00
<b>Morning Sun</b>	836	\$0.00	\$13.50	\$22.50	\$45.00	\$450.00	
<b>Mount Pleasant</b>	8,668	\$6.00*	\$17.70*	\$25.50*	\$45.00*	\$296.00*	\$27.63*
<b>Mount Union</b>	107	Information Not Provided					
<b>New London</b>	1,897	\$10.30	\$13.00	\$18.40	\$31.90	\$184.40	\$17.72
<b>Oakville</b>	173	\$0.00*	\$10.00*	\$16.00*	\$31.00*	\$301.00*	\$42.32*
<b>Olds</b>	229	\$0.00	\$28.00	\$37.00	\$59.50	\$464.50	\$32.50
<b>Rome</b>	117	Information Not Provided					
<b>Saint Paul</b>	129	\$0.00*	\$23.00*	\$38.34*	\$76.67*	\$766.67*	
<b>Salem</b>	383	Information Not Provided					
<b>Wapello</b>	2,037	\$0.00*	\$8.50*	\$13.50*	\$26.00*	\$251.00*	\$50.00*
<b>Wayland</b>	966	\$11.05	\$24.55	\$33.55	\$56.05	\$461.05	\$36.00
<b>West Burlington</b>	2,968	\$15.05	\$15.05	\$25.63	\$52.08	\$528.18	\$38.73
<b>West Point</b>	966	\$0.00	\$23.87	\$29.47	\$43.47	\$295.47	\$29.42
<b>Westwood</b>	112	\$0.00	\$23.40	\$39.00	\$78.00	\$780.00	\$39.00
<b>Winfield</b>	1,134	\$0.00	\$24.50	\$33.50	\$56.00	\$461.00	\$35.00
<b>*Indicates rates provided in the 2009 Survey</b>							

Sewer

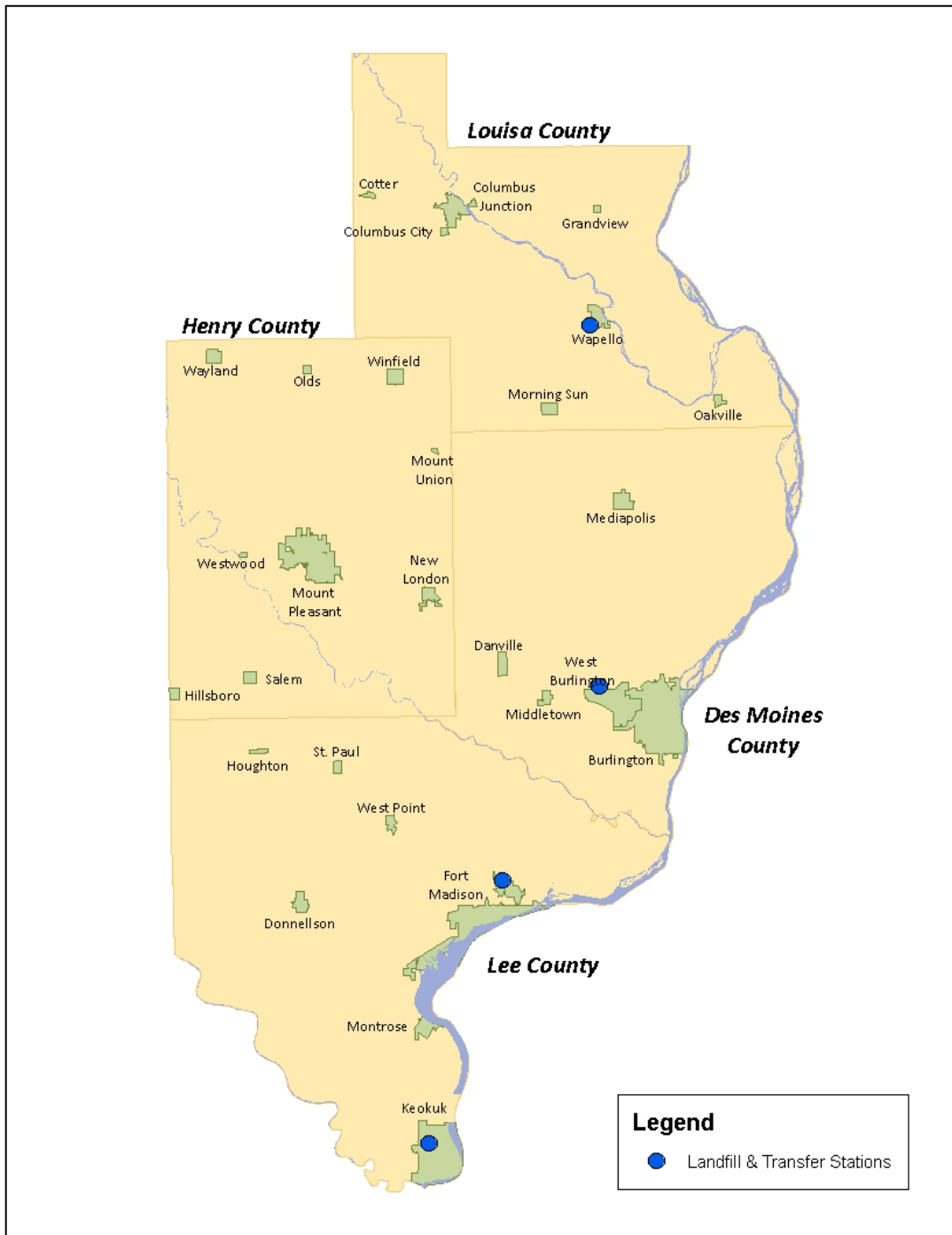
Of the thirteen responses that allowed for comparisons on sewer rates, eight entities maintained the same rates as the previous year. Five entities raised costs anywhere from \$0.20 to \$2.00. There is a range in fee structures of charging a flat rate, a minimum charge or based on usage.



	Population	Sewer Minimum	Use (gallons/month)			
			3,000	5,000	10,000	100,000
<b>Burlington</b>	25,663	\$0.00	\$8.58	\$14.30	\$28.60	\$286.00
<b>Columbus City</b>	391	Information Not Provided				
<b>Columbus Junction</b>	1,899	\$8.00	\$11.14	\$17.42	\$33.12	\$183.72
<b>Danville</b>	934	\$0.00	\$11.85	\$11.85	\$11.85	\$103.37
<b>Des Moines County</b>	40,325	Private Septic				
<b>Donnellson</b>	912	\$14.10*	\$18.60*	\$26.54*	\$43.74*	\$246.34*
<b>Fort Madison</b>	11,051	\$8.84	\$17.09	\$22.59	\$36.34	\$283.84
<b>Franklin</b>	143	\$0.00	\$9.51	\$15.85	\$31.70	\$317.00
<b>Grandview</b>	556	\$20.00	\$27.50	\$32.50	\$45.00	\$270.00
<b>Henry County</b>	20,145	Information Not Provided				
<b>Hillsboro</b>	180	\$0.00	\$15.00	\$25.00	\$50.00	\$500.00
<b>Houghton</b>	146	\$9.50				
<b>Keokuk</b>	10,780	\$21.00				
<b>Lee County</b>	35,862	\$0.00	\$36.00	\$52.00	\$100.00	\$812.00
<b>Letts</b>	384	\$25.00				
<b>Louisa County</b>	11,387	Private Septic				
<b>Mediapolis</b>	1,560	\$5.66	\$12.87	\$20.08	\$38.11	\$362.69
<b>Middletown</b>	318	\$0.00*	\$11.25*	\$18.75*	\$37.50*	\$375.00*
<b>Montrose</b>	898	\$28.15				
<b>Morning Sun</b>	836	\$10.00	\$11.70	\$18.50	\$32.50	\$212.50
<b>Mount Pleasant</b>	8,668	\$6.50	\$18.50	\$26.50	\$46.50	\$406.50
<b>Mount Union</b>	107	Information Not Provided				
<b>New London</b>	1,897	\$13.60	\$17.26	\$22.14	\$34.34	\$161.24
<b>Oakville</b>	173	\$0.00*	\$16.80*	\$25.20*	\$46.20*	\$424.20*
<b>Olds</b>	229	\$0.00	\$22.00	\$34.00	\$64.00	\$604.00
<b>Rome</b>	117	Information Not Provided				
<b>Saint Paul</b>	129	\$0.00	\$22.50	\$37.50	\$75.00	\$750.00
<b>Salem</b>	383	Information Not Provided				
<b>Wapello</b>	2,037	\$0.00*	\$19.00*	\$29.00*	\$54.00*	\$504.00*
<b>Wayland</b>	966	\$10.70	\$18.50	\$23.70	\$36.70	\$270.70
<b>West Burlington</b>	2,968	\$4.00	\$13.51	\$19.85	\$35.70	\$321.00
<b>West Point</b>	966	\$0.00	\$13.26	\$21.78	\$43.08	\$426.48
<b>Westwood</b>	112	\$7.00				
<b>Winfield</b>	1,134	\$0.00	\$20.00	\$29.00	\$51.50	\$456.50
<b>*Indicates rates provided in the 2009 Survey</b>						

### Solid Waste & Recycling

Fifteen responses were able to be compared to last year's rates for solid waste fees. Seven entities remained the same while another seven entities raised fees anywhere from \$0.25 to \$3.00. One entity lowered rates by \$1.10.





	Population	Solid Waste
		Monthly Fee
<b>Burlington</b>	25,663	\$11.10
<b>Columbus City</b>	391	Information Not Provided
<b>Columbus Junction</b>	1,899	\$19.00
<b>Danville</b>	934	\$13.00
<b>Des Moines County</b>	40,325	Information Not Provided
<b>Donnellson</b>	912	\$13.00*
<b>Fort Madison</b>	11,051	\$15.00
<b>Franklin</b>	143	Information Not Provided
<b>Grandview</b>	556	\$14.00
<b>Henry County</b>	20,145	Information Not Provided
<b>Hillsboro</b>	180	\$16.00
<b>Houghton</b>	146	Paid by City
<b>Keokuk</b>	10,780	\$17.00
<b>Lee County</b>	35,862	Individual Contract
<b>Letts</b>	384	Information Not Provided
<b>Louisa County</b>	11,387	\$14.33
<b>Mediapolis</b>	1,560	\$10.00
<b>Middletown</b>	318	Individual Contract
<b>Montrose</b>	898	\$7.00
<b>Morning Sun</b>	836	Information Not Provided
<b>Mount Pleasant</b>	8,668	2.25 + 1.50
<b>Mount Union</b>	107	Information Not Provided
<b>New London</b>	1,897	\$14.60
<b>Oakville</b>	173	\$14.00
<b>Olds</b>	229	Paid by City
<b>Rome</b>	117	Information Not Provided
<b>Saint Paul</b>	129	\$6.00
<b>Salem</b>	383	Information Not Provided
<b>Wapello</b>	2,037	\$11.00
<b>Wayland</b>	966	\$8.00
<b>West Burlington</b>	2,968	\$9.00
<b>West Point</b>	966	Individual Contract
<b>Westwood</b>	112	\$7.00
<b>Winfield</b>	1,134	\$11.00
<b>*Indicates rates provided in the 2009 Survey</b>		

## Bond &amp; Debt

From the information provided, the tax levy at the city level varies greatly by community with the lowest value being only \$3.54. 18 communities provided information to calculate the percent of capacity which ranged from 3.60% to 82.38%.

	Tax Levy	Capacity	Current Indebtedness	Annual Retirement	% of Capacity
<b>Burlington</b>	\$14.92782*	\$53,208,242*	\$43,831,201*	\$4,700,000*	82.38%
<b>Columbus City</b>					
<b>Columbus Junction</b>	\$11.68256	\$2,877,076			
<b>Danville</b>	\$13.81231	\$1,489,213	\$200,000	\$30,000	13.43%
<b>Des Moines County</b>		\$63,161,387	\$2,275,000	\$550,000	3.60%
<b>Donnellson</b>	\$12.31084*	1,449,693*	208,250*	21,845*	14.37%
<b>Fort Madison</b>	\$15.10446*	17,400,000*	7,070,000*	435,000*	40.63%
<b>Franklin</b>	None				
<b>Grandview</b>	\$7.86	\$779,466	\$110,000	\$35,000	14.11%
<b>Henry County</b>	None*				
<b>Hillsboro</b>	\$3431.992		\$57,744	\$7,995	
<b>Houghton</b>	None				
<b>Keokuk</b>	\$15.93	\$22,957,674	\$14,780,120	\$1,696,045	64.38%
<b>Lee County</b>	\$1.616	\$50,158,169	\$3,900,000		7.78%
<b>Letts</b>					
<b>Louisa County</b>			\$3,570,000	\$220,000	
<b>Mediapolis</b>	\$11.42486	\$3,388,871	\$1,280,000	\$315,000	37.77%
<b>Middletown</b>	\$9.94170*				
<b>Montrose</b>	\$7.93	\$1,274,272	\$888,800	\$70,000	69.75%
<b>Morning Sun</b>					
<b>Mount Pleasant</b>	\$12.23999*	18,432,419*	\$9,765,000	1,368,598*	52.98%
<b>Mount Union</b>					
<b>New London</b>	\$11.71821	\$1,659,833	\$0	\$0	0.00%
<b>Oakville</b>		\$638,301*			
<b>Olds</b>	None	\$194,445	\$0		0.00%
<b>Rome</b>					
<b>Saint Paul</b>	\$3.54112*				
<b>Salem</b>					
<b>Wapello</b>	\$12.47587*	\$3,780,885*	\$323,173*	\$23,189*	8.55%
<b>Wayland</b>	\$7.35	\$1,605,687	\$0	\$0	0.00%
<b>West Burlington</b>	\$986	\$10,071,062	\$6,324,725	\$1,660,000	62.80%
<b>West Point</b>	\$6.9138	\$2,096,317	\$260,000	\$22,000	12.40%
<b>Westwood</b>	6	\$400,000	\$0		0.00%
<b>Winfield</b>	\$10.69796*	\$1,552,003*	\$891,000*	\$48,973*	57.41%
<b>*Indicates numbers provided in the 2009 Survey</b>					

### Gas & Electric

Primarily, cities in southeast Iowa are supplied their gas and electric through Alliant Energy. A few communities supply their own electric, such as Danville, New London and Winfield. Gas in one community is privately owned propane and in another is purchased through B&B Gas Corporation.

### Cable, Telephone & Internet

Mediacom and Windstream (formally Iowa Telecom) are the primary providers for cable, telephone and internet services in Des Moines, Henry, Lee and Louisa Counties.

Other providers for these services include Danville Telecom, Local Internet Service Company (LISCO), Louisa Communications, Morning Sun Mutual Telephone and Mediapolis Telephone Company.

## Community Profiles

Each community provided a variety of information regarding their water, sewer, solid waste, bond and debt, gas, electric, cable, phone and internet. The following profiles highlight the information provided from each entity for an easily readable and comparable document.

### City of Burlington, Iowa

#### Contact Information

Doug Worden | p: (319) 753-8120 | f: (319)753-8101 | wordend@burlingtoniowa.org

Mayor | William Ell

#### Water Information

Provider | Burlington Waterworks | Alan Borden | p: (319) 754-6501

#### Sewer Information

Provider | City of Burlington | Steve Hartman p: (319) 753-8171

Don Fitting p: (319) 753-8157

Residential Users: 25,200 | Non-Monitored Rate: \$2.86 per 1,000 gallons\*

Monitored Rate: \$0.91 per 1,000 gallons; \$0.6712/# BOD; \$0.5674/# SS\*

Sewage Capacity: Average Dry weather 7.05 mgd

Last Rate Increase: January 2011

#### Solid Waste & Recycling

Provider | City of Burlington | Don Fitting | p: (319) 753-8157

Fee: \$11.10/month\* | 1 – 33 gallon container | \$1.50 tag for each extra 33-gallon container

Recycling Fee: \$2.95/month included in solid waste fee

\*Sewer rates will be going up 5.5 percent and a 3% increase in the garbage rates from \$11.10 to \$11.45 will go into effect July 1<sup>st</sup> if passed through council.

The Hawk Eye, 4/18/11

## City of Columbus Junction, Iowa

### Contact Information

Julie Heindel | p: (319) 728-7971 | f: (319) 728-7502 | [cjcityclerk@iowatelecom.net](mailto:cjcityclerk@iowatelecom.net)

Mayor | Daniel J Wilson

### Water Information

Provider | City of Columbus Junction | Jeff Carey p: (319)212-0063

Fred Lukowsky p: (319)212-0061

Users: 800 | Rate: \$12.00 for first 2,000 gallons/ \$3.75 for each additional 1,000 gallons\*

Average Daily Usage: 215,000 | Peak Daily Usage: 270,000 | Water Capacity: 325,000

Water Reserve: 250,000 | Last Rate Increase: \*Proposed March 2011

### Sewer Information

Provider | City of Columbus Junction | Jeff Carey p: (319)212-0063

Fred Lukowsky p: (319)212-0061

Residential Users: 775 | Rate: \$8.00 minimum for first 2,000 gallons / next 48,000 - \$3.14 per  
1,000 gallons / Over 50,000 - \$0.50 per 1,000 gallons

Sewer Capacity: 1 mgpd | Average Daily Usage: 225,000 | Last Rate Increase: April 2000

### Solid Waste & Recycling

Provider | Rueckert Sanitary | Jan Rueckert | (319) 728-2383

Fee: \$19.00 includes waste and recycling

2 – 33 gallon containers | \$1.00 extra fee

### Bond & Debt Information

#### *General Obligation Bonds*

Current Tax Levy: 11.68256 | Bonding Capacity: \$2,877,076

#### *Revenue Bonds for Water/Sewer*

Current Bond Indebtedness: \$622,705 | Annual Debt Retirement: \$99,309

## City of Danville, Iowa

### Contact Information

Sue Rogers | p: (319) 392-4685 | f: (319) 392-8456 | danvcty3@danvilleteleco.net

Mayor | LeRoy Lippert

### Water Information

Provider | Burlington Municipal Waterworks | Allen Schillie | p: (319) 5392-4685

Residential Rate: \$6.20 per 1,000 Gallons | Users: 353

Non-Tax Paying Entities: \$8.04 per 1,000 gallons | Businesses & City Accounts: 35

Average Daily Usage: 68,666/82,750 | Peak Daily Usage: 89,000 | Water Capacity: 200,000

Water Reserve: 111,000 | Average Monthly Bill: \$20-\$35 Residential

Last Rate Increase: July 2010

### Sewer Information

Provider | City of Danville | Allen Schillie | p: (319) 392-4685

Residential Rate: \$11.85 after 12,000 Gallons | Senior Rate: \$7.55 | Users: 353

Non-Tax Paying Entities: \$14.00 | Businesses & City Accounts: 35

Sewer Capacity: dry .130 mgd/wet .476 mgd | Average Daily Usage: .361 mgd

Last Rate Increase: July 2010

### Solid Waste & Recycling

Provider | LaVeine Sanitation | City Hall | p: (319) 392-4685

Solid Waste Fee: \$13.00/month residential only | 90 Gallon Containers

### Bond and Debt Information

#### *General Obligation Bonds*

Current Tax Levy: 13.81231 | Bonding Capacity: 1,489,213

Current Bond Indebtedness: 200,000 | Annual Debt Retirement: 30,000 FY2011

## Des Moines County, Iowa

### Contact Information

Carol Copeland | p: (319) 753-8701 | f: (319) 753-8227 | copelandc@co.des-  
moines.ia.us

Chairman of the Board: Robert Beck

### Bond & Debt Information

#### *General Obligation Bonds*

Bonding Capacity: 63,161,387

Current Bond Indebtedness: 2,275,000

Annual Debt Retirement: 550,000

## City of Fort Madison, Iowa

### Contact Information

Byron Smith | p: (319)732-7700 x 203 | f: (319) 372-8661 | bsmith@fortmadison-ia.com

Mayor | Steve Ireland

### Water Information

Provider | City of Fort Madison | Larry J Dinwiddie | p: (319) 372-1602

Residential Users: 3,945 | Rate: Basic service charge for 5/8" meter - \$9.44 / 3/4" meter - \$13.22 / 1" meter - \$24.54 / 1 1/2" meter - \$54.75 / 2" meter - \$96.29 / 3" meter - \$217.11 / 4" meter - \$387.02 / 6" meter - \$868.44 / 8" meter - \$1,546.19

Plus water use charge per 1,000 gallons: first 10,000 gallons per month - \$4.95 per 1,000 gallons / next 40,000 gallons - \$4.44 per 1,000 gallons / next 200,000 gallons - \$3.58 per 1,000 gallons / all over 500,000 gallons - \$2.85 per 1,000 gallons

Non-Residential Users: 442 | Rate: All consumers beyond the city limits shall pay water use charges at a rate of one and one half (1 1/2) times the city rate. Basic Service Charge will be the same as those in the city.

Average Daily Usage: 1,743,000 | Peak Daily Usage: 2,724,000

Water Capacity: 5,000,000 gpd | Water Reserve: 5,050,000

Average Monthly Bill: 4,500 gallons per month (\$33.94)

### Sewer Information

Provider | City of Fort Madison | Steve Hayes or Rick Kuhljuergen | p: (319) 372-5421

Residential Users: 4,119 | Non-Residential Users: 54

Rate: Base charge of \$8.84 plus \$2.75 per 1,000 gallons

Sewer Capacity: 6,300,000 | Average Daily Usage: 4,500

### Solid Waste & Recycling

Provider | City of Fort Madison | Steve Hayes | p: (319) 372-7700 x 204

Solid Waste Fee: \$15.00/month/household | 2 – 40 Gallon Containers | \$.75 tag for extra bag(s)

Recycling Fee: None | No Glass or Plastic Bags



## City of Franklin, Iowa

### Contact Information

p: (319) 835-5798

Mayor | Stan Thomas

### Water Information

Provider | Rathbun Regional Water Association, Inc. | p: (800) 233-8849

### Sewer Information

Provider | West Burlington | Randy Fry | p: (319) 759-8807

Residential Users: 792 | Non-Residential Users: 167 | Rate: \$3.17 per 1,000 gallons

Sewer Capacity: Plant 640,000 | Average Daily Usage: 1,016 | Last Rate Increase: July  
2010

### Solid Waste & Recycling

Provider | Great River Regional Waste Authority | p: (319) 372-6140

### Bond and Debt Information

#### *General Obligation Bonds*

Current Tax Levy: None

## City of Grandview, Iowa

### Contact Information

Lisa Wymer | p: (319) 729-4013 | f: (319) 729-4013 | Grandview@louisacomm.net

Mayor | Steve Schwandke

### Water Information

Provider | City of Grandview | Casey Bonnicksen | (319) 729-2721

Residential Users: 215 | Non-Residential Users: 6

Rate: \$7.00 + \$3.22 per 1,000 gallons in city limits

\$8.50 + \$3.22 per 1,000 gallons out of city limits

Average Daily Usage: 74,989 | Water Capacity: 150,000

Average Monthly Bill: \$18.00 | Last Rate Increase: January 2007

### Sewer Information

Provider | City of Grandview | Casey Bonnicksen | (319) 729-2721

Residential Users: 247 | Non-Residential Users: 6 | Rate: \$20.00 plus \$2.50 per 1,000 gallons

Last Rate Increase: January 2006

### Solid Waste & Recycling

Provider | Hewitt Sanitary | (319) 868-7897

Residential Fee: \$14.00 | Senior Citizen Fee: \$13.50 | Commercial Fee: \$15.00

2 – 34 gallon containers | Extra bags \$1.50 each | Recycling included in solid waste fee

### Bond & Debt Information

#### *General Obligation Bonds*

Current Tax Levy: 7.86 | Bonding Capacity: \$779,466

Current Bond Indebtedness: \$110,000 | Annual Debt Retirement: \$35,000

## City of Hillsboro, Iowa

### Contact Information

Nancy Griffin | p: (319) 253-4465 | f: (319) 253-5063

Mayor | Jim Tomson

### Water Information

Provider | City of Salem | Jim Tomson | p: (319) 253-4904

Residential Users: 124 | Non-Residential Users: 2 | Rate: \$30.00 per 1,000 gallons

Average Daily Usage: 20,000 | Peak Daily Usage: 26,000 | Water Capacity: 50,000

Water Reserve: 70,000 | Average Monthly Bill: \$30.00 | Last Rate Increase: June 1997

### Sewer Information

Provider | City of Hillsboro | Jim Tomson | p: (319) 253-4904

Residential Users: 115 | Rate: \$15.00 per 3,000 gallons

Sewer Capacity: 2,000,000 | Average Daily Usage: 20,000 | Last Rate Increase: June 1997

### Solid Waste & Recycling

Provider | Whaley Waste System | (800) 385-4849

Fee: \$16.00 per month | 3 Containers

### Bond & Debt Information

#### *General Obligation Bonds*

Current Tax Levy: 3431.992

Current Bond Indebtedness: 57,744 | Annual Debt Retirement: 7,995

#### *Revenue Bonds for Water/Sewer*

Current Bond Indebtedness: 161,042 | Annual Debt Retirement: 15,902

## City of Houghton, Iowa

### Contact Information

Gale Thompson | p: (319) 469-6811 | f: (319) 469-2511 | gtfamily@iowatelecom.net

Mayor | Greg Menke

### Water Information

Provider | Rathbun Regional Water Association | (641) 647-2416

Rate: \$23.00/2,000 Gallons

### Sewer Information

Provider | City of Houghton | Jim Tomson | p: (319) 253-4904

Residential Users: 60 | Rate: \$9.50 per month

Last Rate Increase: 1968

### Solid Waste & Recycling

Provider | Whaley Waste | Tony Garmoe | p: (319) 385-4849

Fee: City pays for resident's garbage

### Bond & Debt Information

#### *General Obligation Bonds*

Current Tax Levy: No Bonds

## City of Keokuk, Iowa

### Contact Information

Pam Broomhall | p: (319) 524-2050 | f: (319) 524-1365 | pbroomhall@cityofkeokuk.org  
Mayor | Thomas Marion

### Water Information

Provider | Keokuk Municipal Waterworks | Bill Cole | p: (319) 524-5285  
Residential Rate: \$13.56 | Users: 3,760 | Non-Residential Rate: \$13.56 | Users: 594  
Water Capacity: Monthly – 2 units | Last Rate Increase: 7/1/2009

### Sewer Information

Provider | City of Keokuk | Carl Lawson | p: (319) 524-1171  
Residential Rate: \$21.00 | Users: 3,382 | Non-Residential Users: 473  
Sewer Capacity: 2 Units | Last Rate Increase: 4/1/2010

### Solid Waste & Recycling

Provider | City of Keokuk | Nate Buckner | p: (319) 524-2113  
Solid Waste Fee: \$17.00 | 95 Gallon Containers

### Bond and Debt Information

#### *General Obligation Bonds*

Current Tax Levy: 15.93 | Bonding Capacity: 22,957,674

Current Bond Indebtedness: 14,780,120 | Annual Debt Retirement: 1,696,045

#### *Revenue Bonds for Water & Sewer*

Current Bond Indebtedness: (Solid Waste) 1,209,141

Annual Debt Retirement: 88,171

## Lee County, Iowa

### Contact Information

Lori Grape | p: (319) 372-6557 | f: (319) 372-8200 | lgrape@leecounty.org

Chairman of the Board: Ernest Schiller

### Water Information

Provider | Rathbun Regional Water Association | John Glenn | (800) 233-8849

Sand point wells

Rate: \$23.00 monthly minimum | Users: 3,780 Meters

Average Daily Usage: 775,000 | Peak Daily Usage: 950,000

Water Capacity: 1,400,000/Day Contract | Water Reserve: 1,350,000 total tower capacity

Average Monthly Bill: 47.35 (6,000 gallons)

### Sewer Information

Provider | R.U.S.S. | Renota Chambers | (641) 209-1011

Residential Users: 56 | Non-Residential Users: 8

Non-Metered Rate: \$44 | Metered Users: \$36 for first 3,000 gallons/each additional  
1,000 - \$8

Average Daily Usage: 5,500 Gallons at Centralized System/on-site system varies

### Bond and Debt Information

#### *General Obligation Bonds*

Current Tax Levy: 1.616 | Bonding Capacity: FY09 \$50,158,169

Current Bond Indebtedness: \$3,900,000 Solid Waste Disposal Bonds

\$5,400,000 Jail Bonds

Annual Debt Retirement: According to rate schedules

## City of Letts, Iowa

### Contact Information

Karen Koppe | p: (319) 726-3251 | f: (319) 726-5121 | lettslibrary@iowatelecom.net

Mayor | Jerry Kirk

### Sewer Information

Provider | City of Letts | Steve Rowe

Rate: \$25.00 | Users: 156

## Louisa County, Iowa

### Contact Information

Sylvia Belzer | p: (319)523-3373 | f: (319) 523-3713 | [auditr58@louisacomm.net](mailto:auditr58@louisacomm.net)

Chairman of the Board | Chris Ball

### Water Information

Provider | Private Wells

### Sewer Information

Provider | Private Septics

### Solid Waste & Recycling

Provider | Louisa County Solid Waste Agency | Supervisors

Fee: \$172.00 per year

Number of Containers: 2

### Bond & Debt Information

#### *General Obligation Bonds*

Current Tax Levy: Paid with 1% local option sale and service tax

Current Bond Indebtedness: \$3,570,000 | Annual Debt Retirement: ~\$220,000



## City of Mediapolis, Iowa

### Contact Information

Julie Tribbey | p: (319) 394-3125 | f: (319)394-9323 | mepocity@mepotelco.net  
Mayor | Larry Flaherty

### Water Information

Provider | Rathbun Regional Water Association | John Glenn | p: (641) 647-2416  
Residential Users: 550 | Non-Residential Users: 130  
Rate: \$10.10 for first 1,000 gallons/ \$6.44 each additional 1,000 gallons  
Average Daily Usage: 130,000 | Peak Daily Usage: 135,000 | Water Capacity: 125,000  
Average Monthly Bill: \$26.20 | Last Rate Increase: November 2010

### Sewer Information

Provider | City of Mediapolis | Russ Nelson | (319) 457-0920  
Residential Users: 550 | Non-Residential Users: 130 | Rate: 56% of water  
Sewer Capacity: 253,000 | Average Daily Usage: 140,000  
Last Rate Increase: November 2010

### Solid Waste & Recycling

Provider | City of Mediapolis | Greg Kunzler | (319) 457-0919  
Residential Fee: \$10 per month includes recycling  
Commercial Fee: Based on dumpster size and collection frequency  
Extra Fees: City trucks and dumpsters available for \$10 - \$30 per load

### Bond & Debt Information

#### *General Obligation Bonds*

Current Tax Levy: 11.42486 | Bonding Capacity: \$3,388,871  
Current Bond Indebtedness: \$1,280,000 | Annual Debt Retirement: \$315,000 FY  
2011

## City of Montrose, Iowa

### Contact Information

Celeste Cirinna | p: (319) 463-5533 | f: (319) 463-5173 | montrosecc@mchsi.com  
Mayor | Ronald Dinwiddie

### Water Information

Provider | Rathbun Regional Water Association | Bill Benjamine | (800) 233-8849  
Residential Users: 280 | Non-Residential Users: 19  
Rate: \$29.45 for first 1,000 gallons/ \$3.75 per 1,000 gallons after first  
Average Daily Usage: 84,000 | Peak Daily Usage: 100,000 | Water Capacity: 100,000  
Water Reserve: 100,000 | Average Monthly Bill: \$50.00  
Last Rate Increase: June 2008

### Sewer Information

Provider | City of Montrose | Michael Hoenig | p: (319) 463-5533  
Residential Users: 277 | Rate: \$30.15 flat fee  
Non-Residential Users: 19 | Rate: \$30.15 first 1,000 gallons / \$4.80 per additional 1,000 gallons  
Last Rate Increase: May 2011

### Solid Waste & Recycling

Provider | Kohlmorgan Hauling | Tom Kohlmorgan | p: (800) 524-1675  
Fee: \$7.00 per month | 3 – 33 gallon containers | \$1.00 each item over limit  
Recycling Fee: \$1.00 per month

### Bond & Debt Information

#### *General Obligation Bonds*

Current Tax Levy: \$7.93 | Bonding Capacity: 1,274,272  
Current Bond Indebtedness: \$888,800 | Annual Debt Retirement: 70,000

## City of Morning Sun, Iowa

### Contact Information

Angie Malone | p: (319) 868-7936 | f: (319) 868-4291 |  
cityclerk.malone@morningsun.info

Mayor | Tom Bryant

### Water Information

Provider | City of Morning Sun | Wade Walker | (319) 572-0748

Residential Rate: \$4.50 per 1,000 gallons | Users: 475

Average Daily Usage: 76,000 | Peak Daily Usage: 110,000 | Water Capacity: 150,000

Water Reserve: +22,000 clear well

### Sewer Information

Provider | City of Morning Sun | Aaron Giese | (319) 572-0749

Residential Users: 475 | Rate: \$10.00 up to 2,500 units / next 2,500 units \$0.0034 each  
/ next 5,000 units \$0.0028 each

### Solid Waste & Recycling

Provider | Des Moines County Regional Solid Waste Commission, Burlington

Recycling Fee: \$10.00 | Drop off Site: Des Moines County Regional Solid Waste  
Commission

## City of Mount Pleasant, Iowa

### Contact Information

Brent Schleisman | p: (319) 3385-1470 | f: (319) 385-1466 |  
schleisman@iowatelecom.net

Mayor | Steve Brimhall

### Water Information

Provider | Mount Pleasant Municipal Utilities | Lori Glanzman | p: (319) 385-3010

### Sewer Information

Provider | City of Mount Pleasant | Brent Schleisman | p: (319) 385-1470

Rate: \$6.50 base fee/\$4.00 per 1,000 gallons water flow fee

Residential Users: 3,000 | Non-Residential Users: 300

Sewer Capacity: 4 mgd | Average Daily Usage: 1 mgd | Last Rate Increase: September  
2010

### Solid Waste & Recycling

Provider | City of Mount Pleasant | Brent Schleisman | p: (319) 385-1470

Solid Waste Fee: \$2.25 base fee/ \$1.00 landfill closure fee/ \$1.50 per 39 gallon bag

Recycling Fee: \$2.95 | Curbside pickup twice a month

## City of New London, Iowa

### Contact Information

Kasi Howard | p: (319) 367-7702 | f: (319) 367-7707 | newloncity@iowatelcom.net

Mayor | Michael McBeth

### Water Information

Provider | New London Municipal Utilites | Kasi Howard | (319) 367-7702

Residential Users: 769 | Non-Residential Users: 74

Rate: 0 – 2,000 gallons included in minimum charge \$10.30 / 2,001 – 10,000 gallons \$2.70 per 1,000 gallons / 10,001 – 20,000 gallons \$2.20 per 1,000 gallons / 20,001 – 30,000 gallons \$1.90 per 1,000 gallons / 30,001 – 50,000 gallons \$1.70 per 1,000 gallons / 50,001 gallons and greater \$1.55 per 1,000 gallons

Average Daily Usage: 180,000 | Peak Daily Usage: 340,000 | Water Capacity: 400,000

Water Reserve: 150,000 | Average Monthly Bill: \$17.72 | Last Rate Increase: January 2005

### Sewer Information

Provider | City of New London | Kasi Howard | p: (319) 367-7702

Residential Users: 729 | Non-Residential Users: 59

Rate: 15 Units Included in minimum charge of \$13.60 / Next 85 Units \$0.244 per unit / Next 100 Units \$0.189 per unit / Next 100 Units \$0.151 per unit / Next 200 Units \$0.137 per unit / All remaining units \$0.131 per unit

Sewer Capacity: wet 940,000; dry 190,000 | Average Daily Usage: 200,000

Last Rate Increase: November 2004

### Solid Waste & Recycling

Provider | City of New London | Kasi Howard | p: (319) 367-7702

Residential Fee: \$14.60 | Non-Residential Customers: \$18.70 | Senior Citizen Customers: \$13.60

All fees include sanitation, recycling and brush | 10 – 35 gallon containers

### Bond & Debt Information

#### *General Obligation Bonds*

Current Tax Levy: \$11.71821 | Bonding Capacity: \$1,659,833.30

Current Bond Indebtedness: \$0 | Annual Debt Retirement: \$0

#### *Revenue Bonds for Water/Sewer*

Current Bond Indebtedness: \$610,875 | Annual Debt Retirement: \$30,000

## City of Olds, Iowa

### Contact Information

Brittany Lunsford | p: (319) 254-2415 | oldscityclerk@hotmail.com

Mayor | Michael Reschly

### Water Information

Provider | Rathbun Regional Water Association, Inc. | p: (641)647-2416

Rate: \$28.00 for first 3,000 gallons / each additional 1,000 - \$4.50

Residential Users: 153 | Non-Residential Users: 10

Average Daily Usage: 18,767 gallons | Peak Daily Usage: 35,000 gallons

Water Capacity: 82,000 gallons | Water Reserve: 82,000 gallons

Average Monthly Bill: \$32.50 | Last Rate Increase: October 5, 2009

### Sewer Information

Provider | City of Olds | Russell Conrad | p: (319) 254-2415

Rate: \$22.00 for first 3,000 gallons / each additional 1,000 gallons - \$6.00

Residential Users: 110 | Non-Residential Users: 8

Average Daily Usage: 19,180 | Last Rate Increase: September 7, 2008

### Solid Waste & Recycling

Provider | Mark's Sanitation | Mark Redlinger | p: (319) 653-2463

Solid Waste Fee: \$699.60 per month | No container regulations | Recycling Included

### Bond and Debt Information

#### *General Obligation Bonds*

Current Tax Levy: None | Bonding Capacity: 194,445 | No Current Debt

#### *Revenue Bonds for Water/Sewer*

Current Bond Indebtedness: 428,337 | Annual Debt Retirement: 14,500

## City of St. Paul, Iowa

### Contact Information

Jolene Cox | p: (319) 469-4212 | citystpaul@dishmail.net

Mayor | Jan Menke

### Water Information

Provider | Rathbun Regional Water Association, Inc. | p: (641)647-2416

### Sewer Information

Provider | City of St. Paul | Jolene Cox | p: (319) 469-4212

Residential Rate: \$22.50 for first 3,000 gallons / each additional 1,000 gallons - \$7.50

Residential Users: 60

### Solid Waste & Recycling

Provider | Kohlmorgan Hauling | Tom Kohlmorgan

2 – 100 gallon containers | \$1 for additional containers

### Bond and Debt Information

#### *Revenue Bonds for Water/Sewer*

Current Bond Indebtedness: 200,000

## City of Wayland, Iowa

### Contact Information

Beverly Conrad | p: (319) 256-3276 | f: (319) 256-3279 | wayland@farmtel.net

Mayor | Bradley Roth

### Water Information

Provider | City of Wayland | Randy Morrow | (319) 256-3276

Residential Users: 389 | Rate: \$4.50 per 1,000 gallons plus \$11.05 monthly set fee

Non-Residential Users: 67 | Rate: \$6.40 per 1,000 gallons plus \$11.05 monthly set fee

Average Daily Usage: 82,000 gpd | Peak Daily Usage: 73,000 | Water Capacity: 288,000 gpd

Average Monthly Bill: \$36.00 | Last Rate Increase: 2008

### Sewer Information

Provider | City of Wayland | Randy Morrow | (319) 256-3276

Rate: \$2.60 per 1,000 gallons plus \$10.70 monthly set fee

Last Rate Increase: 2003

### Solid Waste & Recycling

Provider | Whaley Waste | Manager | (319) 385-4849

Fee: \$8.00 per month plus use Whaley Bags including recycling

1 – 30 gallon no sort recycling container plus 13 gallon bags

Extra Fees: 30 gallon \$12.00/ \$7.50 per 10 – 13 gallon bags

### Bond & Debt Information

#### *General Obligation Bonds*

Current Tax Levy: 7.35 | Bonding Capacity: \$1,605,687

Current Bond Indebtedness: \$0.00 | Annual Debt Retirement: \$0.00



## City of West Burlington, Iowa

### Contact Information

Leslie Sattler | p: (319) 752-5451 | f: (319) 753-8425 | sattlerl@westburlington.org

Mayor | Hans Trousil

### Water Information

Provider | City of Burlington | Randy Fry | p: (319) 759-8807

Residential Users: 1,129 | Non-Residential Users: 167

Rate: \$15.05 for first 3,000 gallons / each additional 1,000 gallons - \$5.29

Average Daily Usage: 395,000 | Water Capacity: 1,000,000 | Average Monthly Bill: \$60.00

Last Rate Increase: July 1, 2010

### Sewer Information

Provider | West Burlington | Randy Fry | p: (319) 759-8807

Residential Users: 792 | Non-Residential Users: 167

Rate: \$4.00 Minimum plus \$3.17 per 1,000 gallons

Sewer Capacity: Plant 640,000 | Average Daily Usage: 1,016 | Last Rate Increase: July 2010

### Solid Waste & Recycling

Provider | Lavine Sanitation | p: (319) 753-0405

Fee: \$9.00 per month | Unlimited Containers | Recycling Fee: \$2.95 per month

### Bond and Debt Information

#### *General Obligation Bonds*

Current Tax Levy: 9.86 | Bonding Capacity: 10,071,062

Current Bond Indebtedness: 6,324,725 | Annual Debt Retirement: 1,660,000

#### *Revenue Bonds for Water/Sewer*

Current Bond Indebtedness: 328,000 | Annual Debt Retirement: 15,000

## City of West Point, Iowa

### Contact Information

Chris Cantonwine | p: (319) 837-6313 | f: (319) 837-6010 | cityofwestpoint@mchsi.com

Mayor | Paul Walker

### Water Information

Provider | West Point Municipal Water System | Darin Conrad | (319) 837-6313

Residential Users: 442 | Non-Residential Users: 53

Rate: \$21.07 for first 2,000 gallons/ each additional gallon - \$0.0028

Average Daily Usage: 76,000 | Peak Daily Usage: 176,000 | Average Monthly Bill: \$29.42

Last Rate Increase: January 1, 2010

### Sewer Information

Provider | City of West Point | Flavian Boeding | p: (319) 837-6313

Residential Users: 423 | Non-Residential Users: 50

Rate: Based on water usage/\$9.00 up to 2,000 gallons/\$0.00426 per gallon after

Sewer Capacity: 780,000 | Average Daily Usage: 80,000 | Last Rate Increase: January 1, 2010

### Solid Waste & Recycling

Provider | Several area businesses are contracted through residents for service (Floyds, Rick Fraise, Kohlmorgan)

### Bond and Debt Information

#### *General Obligation Bonds*

Current Tax Levy: 6.9138 | Bonding Capacity: \$2,096,317

Current Bond Indebtedness: \$260,000 | Annual Debt Retirement: \$22,000

#### *Revenue Bonds for Water/Sewer*

Current Bond Indebtedness: \$452,926 | Annual Debt Retirement: \$19,000

## City of Westwood, Iowa

### Contact Information

Don Lange | p: (319) 931-0829 -mobile| f: (319) 986-6343 | don.lange@pioneer.com  
Mayor | Don Lange

### Water Information

Provider | Mount Pleasant Municipal Utilities | Lori Glanzman | p: (319) 385-3516  
Rate: \$0.0078 | Users: 47 | Average Daily Usage: 153 | Average Monthly Bill: \$39.00  
Last Rate Increase: April 2009

### Sewer Information

Provider | Individual Septic Systems  
Rate: \$7.00 per month septic pump out service

### Solid Waste & Recycling

Provider | Whaley Waste System Inc | (319) 385-4849  
Fee: \$755.05 per month | 47 – 60 Gallon containers total

### Bond & Debt Information

#### *General Obligation Bonds*

Current Tax Levy: 6.0000 | Bonding Capacity: 400,000 plus  
Current Bond Indebtedness: None

## City of Winfield, Iowa

### Contact Information

Savannah Finnell | p: (319) 257-6661 | f: (319) 257-3602 | Winfield@farmtel.net

Mayor | Jeff Suter

### Water Information

Provider | City of Winfield | Rick Rodgers | p: (319) 257-6661

Residential Users: 420 | Non-Residential Users: 50

Rate: First 1,000 gallons \$15.50 / each additional 1,000 gallons - \$4.50

Average Monthly Bill: \$35.00

### Sewer Information

Provider | City Winfield | Rick Rodgers & Chad Venghaus | p: (319) 257-6661

Residential Users: 420 | Non-Residential Users: 50

Rate: First 3,000 gallons \$20.00 /each additional 1,000 gallons - \$4.50

### Solid Waste & Recycling

Provider | Whaley's Waste | Tony Garmoe | p: (319) 385-4849

Residential Fee: \$11.00/month | Senior (65+) Fee: \$10.00/month | Includes Recycling

5 Bags per week not over 30 gallons